




**Scale of Finance
District-Bageshwar
Crop Loans for Various crops
Year 2023-24**


Cost per acre (Rs)


sn	Name of crop	Seed	Fertilizer	Pesticid es/nutri ents	Labor	Total	Range condition		
							Irrigated	Unirrigated	High yield varities
1	Wheat	1650	3320	2260	12280	19510	19510	16555	19510
2	Paddy	750	3927	2415	13890	21935	21935	20982	21935
3	Mandua	275	1317	1035	8416	11043	0	11043	11043
4	Madira	271	1310	1021	8405	11007	0	11007	11007
5	Maize	2010	1355	1092	5125	9582	0	9582	9582
6	Barley	1409	601	1135	3565	6710	0	6710	6710
7	Buckwheat	8802	445	650	6642	16539	0	16539	16539
8	Ramdana	77	1635	1388	7591	10421	0	10421	10421
9	Urd	5496	750	1875	8342	16463	0	16463	16463
10	Lentil	4038	705	1310	5368	11421	0	11421	11421
11	Pea	3113	1276	1189	8157	13735	0	13735	13735
12	Horse gram	8161	293	398	9021	17873	0	17873	17873
13	French beans	7482	1726	1069	9997	20274	0	20274	20274
14	Pulses	8310	2492	2080	8239	13642	13642	12389	13642
15	Soybean/oil seed	3642	2647	2257	8759	17295	17295	15586	17295
16	Rape seed & Mustard	1700	2375	2375	1529	6277	0	11881	11881


SILK INSPECTOR
BAGESHWAR


SENIOR FISHERIES INSPECTOR
BAGESHWAR


DHO
BAGESHWAR



CVO
BAGESHWAR


LDM
BAGESHWAR


DDM
BAGESHWAR


CAO
BAGESHWAR


CDO
BAGESHWAR


DM
BAGESHWAR


Determination of Scale of Finance
District-Bageshwar
Fruit crops/Vegetables
Year 2023-24


Cost per acre (Rs)

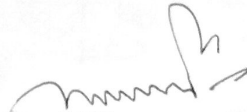
S.N.	Name of crop	Seed	Fertilizer	Pesticid es/nutri ents	Labor	Total	Range condition		
							Irrigated	Unirrigated	High yield varities
1	Potato	44150	11150	4200	29000	88500	88500	64200	88500
2	Cauliflower	2000	8750	2600	17500	30850	30850	0	30850
3	Cauliflower(hybrid)	11150	10600	3570	19000	44320	44320	0	44320
4	Red Chilli	2300	5200	1110	12000	00610	20610	16000	20610
5	Peas	5850	11200	2650	18000	37600	37600	23200	37600
6	French Bean	10200	5250	2600	10500	28550	28550	16300	28550
7	Lady Finger	2700	5600	2250	11250	21800	21800	15800	21800
8	Lady Finger(hybrid)	11700	6700	2000	11250	31650	31650	16500	31650
9	Radish	2950	5650	1600	11600	21800	21800	16000	21800
10	Tomato	2000	7650	2100	16500	28250	28250	22700	28250
11	Tomato(hybrid)	10000	10600	4200	22500	47300	47300	39500	47300
12	Onion	2700	8600	1750	12500	25550	25550	0	25550
13	Cabbage	1700	7550	1900	13000	24150	24150	0	24150
14	Cabbage(hybrid)	8000	12200	23600	17700	61500	61500	0	61500
15	Capsicum	2150	7300	1650	13300	24400	24400	0	24400
16	Capsicum(hybrid)	16300	8000	3150	18000	45450	45450	0	45450
17	Cucurbitaceous crops	850	5000	3000	8000	16850	16850	16850	16850
18	Brinjal	3700	11000	5650	17900	38250	38250	38250	38250
19	Ginger	46100	12600	3600	22700	85000	85000	72500	85000
20	Turmeric	35600	10100	2150	23000	70850	70850	48200	70850
21	Garlic	36100	7600	7300	8700	59700	59700	45200	59700
22	Kiwi	12525	12000	5375	20100	50000	50000	50000	50000
23	Papaya	11100	3000	4900	11000	30000	30000	30000	30000
24	Strawberry	8000	12000	5000	25000	50000	50000	50000	50000
25	Mango	1400	4000	3600	6000	15000	15000	15000	15000
26	Litchi	2500	1750	1000	15295	20545	20545	20545	20545
27	Peach/Plum	6500	4000	1500	23000	35000	35000	35000	35000
28	Apple	8000	4500	1000	21000	35000	35000	0	34500
29	Pears	5000	4200	1000	21000	31200	31200	31200	31200
30	Walnut	25000	4000	1000	21000	51000	51000	51000	51000
31	Citrus	2000	3750	800	15000	21550	21550	21550	20550
32	Guava	7500	4000	2900	13000	27400	27400	27400	27400

**Determination of Scale of Finance
District-Bageshwar
Horticulture Sector/Honey Bee
Bageshwar (Year 2023-24)**


S.no.	Name of Article	No. of Box	Rate of Per Box (in rupees)	Labour cost per year (in rupees)	Other expenditure (in rupees)	Total (in rupees)
1	Bee box	1	2000	4000	2500	8500



S.K. INSPECTOR
BAGESHWAR


SENIOR FISHERIES INSPECTOR
BAGESHWAR



DHO
BAGESHWAR


CVO
BAGESHWAR


LDM
BAGESHWAR


DDM
BAGESHWAR


CAO
BAGESHWAR


CDO
BAGESHWAR



DM
BAGESHWAR


**Determination of Scale of Finance
District-Bageshwar
Medicinal Plants
Year 2023-24**


Cost per acre (Rs)


S.N.	Name of crop	Seed	Fertilizer	Pesticid es/nutri ents	Labor	Total	Range condition		
							Irrigated	Unirrigated	High yield varities
1	Ashwagandha	9000	5000	0	10400	24400	24400	21280	24400
2	Buch	8000	4000	0	10400	22400	22400	18300	22400
3	Brahmi	9500	4050	0	8400	21950	21950	17500	21950
4	Lemongrass	2000	5000	0	20400	27400	0	27400	27400
5	Sarpgandha	2000	15000	0	20000	37000	37000	32500	37500
6	Tagar	9000	5000	0	10000	24000	0	24000	24000
7	Chirayata	20000	5000	0	18400	43400	0	43400	43400
8	Shatawar	12000	4000	0	8400	24400	24400	23600	24400
9	Rosemary	12000	4000	0	8400	24600	24600	22300	24600
10	Bari Ilaichi	1000	6000	0	10400	17400	17400	0	17400
11	Amala	5000	4000	0	8400	17400	0	17400	17400
12	Reetha	4000	4000	0	6400	10800	0	10800	10800
13	Tejpat	5000	4000	0	6400	15400	0	15400	15400
14	Kutki	30000	10000	0	20400	60400	60400	58600	60400
15	kapoorkachri	20000	10000	0	20400	50400	0	50400	50400



SILK INSPECTOR
BAGESHWAR


SENIOR FISHERIES INSPECTOR
BAGESHWAR



DHO
BAGESHWAR



CVO
BAGESHWAR


LDM
BAGESHWAR


DDM
BAGESHWAR


CAO
BAGESHWAR


CDO
BAGESHWAR


DM
BAGESHWAR

Determination of Scale of Finance
District-Bageshwar
Animal Husbandry Sector
Bageshwar (Year 2023-24)

Small Ruminants (Sheep/Goat) and Poultry

Cost per unit (Rs.)

Item	Unit Cost (Rs.)	Working Capital				Total Project (Rs.)	Total Scale of Finance/ Working Capital (Rs.)
		Insurance (Rs.)	Feed Cost (Rs.) Yearly/for a cycle	Veterinary Aid (Rs.)	Other recurring Expenses (Rs.)		
Small Ruminants (05+1/unit)	29000	2175	21000	500	500	53175	24175
Small Ruminants (10+1/unit)	51000	3825	39600	500	500	95425	44425
Small Ruminants (20+1/unit)	110000	8250	78840	1000	1000	199090	89090
Small Ruminants (100+5/unit)	600000	45000	447125	5000	5000	1102125	502125
Poultry Kuroiler (50 birds / unit)	1500	0	5000	100	500	7100	5600
Poultry Kuroiler (100 birds / unit)	3000	0	10000	200	1000	14200	11200
Poultry Kuroiler (250 birds / unit)	7500	0	25000	500	2500	35500	28000
Poultry (100 Broiler/ unit)	3600	0	11200	200	1000	16000	12400
Poultry (200 Broiler/ unit)	7200	0	22400	400	2000	32000	24800
Poultry (500 Broiler/ unit)	18000	0	56000	1000	5000	80000	62000
Poultry (1000 Broiler/ unit)	36000	0	112000	2000	10000	160000	124000

Dairy


Cost per unit(INR)


Item	Cost of Animal (Rs.)	Working Capital				Total Project Cost (Rs.)	Total Scale of Finance/ Working Capital (Rs.)
		Insurance (Rs.)	Yearly Feed Cost (Rs.)	Yearly Veterinary Aid (Rs.)	Other recurring Expenses (Rs.)		
Cow/Buffalo (Milk Production 1.0 Lit./day)	5000	375	14400	500	500	20775	15775
Cow/Buffalo (Milk Production 2.0 Lit./day)	8000	600	22650	500	500	32250	24250
Cow/Buffalo (Milk Production 3.0 Lit./day)	12000	900	28200	500	500	42100	30100
Cow/Buffalo (Milk Production 4.0 Lit./day)	16000	1200	34050	500	1000	52750	36750
Cow/Buffalo (Milk Production 5.0 Lit./day)	20000	1500	39900	500	1000	62900	42900
Cow/Buffalo (Milk Production 6.0 Lit./day)	25000	1875	43575	1000	1000	72450	47450

Cow/Buffalo (Milk Production 7.0 Lit./day)	30000	2250	45450	1000	2000	80700	50700
Cow/Buffalo (Milk Production 8.0 Lit./day)	32000	2400	50625	1000	1000	87025	55025
Cow/ Buffalo (Milk Production 9.0 Lit./day)	35000	2625	52500	2000	3000	95125	60125
Cow/Buffalo (Milk Production 10- 12 Lit./day)	40000	3000	61200	2000	3000	109200	69200
Cow/Buffalo (Milk Production 13- 15 Lit./day)	45000	3375	75600	3000	3000	129975	84975
Cow/Buffalo (Milk Production 16- 20 Lit./day)	5000	3750	75600	4000	4000	137350	87350
Bullock for field work (Draft purpose)	10000	750	25650	500	500	37400	27400

Equine/Pack animal							
Item	Cost of Animal (Rs.)	Working Capital				Total Project (Rs.)	Total Scale of Finance (Working Capital) (Rs.)
		Insurance (Rs.)	Feed Cost/ Year (Rs.)	Yearly Veterinary Aid (Rs.)	Other recurring Expenses		
Horse/Mule/Pony (Single Pack Animal)	70000	5250	74800	4000	3000	157050	87050



SILK INSPECTOR
BAGESHWAR


SENIOR FISHERIES INSPECTOR
BAGESHWAR



DHO
BAGESHWAR



CVO
BAGESHWAR


LDM
BAGESHWAR


DDM
BAGESHWAR



CAO
BAGESHWAR



CDO
BAGESHWAR



DM
BAGESHWAR


**Determination of Scale of Finance
District-Bageshwar
Fisheries Sector
Bageshwar (Year 2023-24)**


Fisheries		Cost per unit(Lakh Rs.)								
Item	Cost of Construction (Lcs)	Working Capital						Total Project Cost	Total Scale of Finance/ Working Capital	Fish species
		Cost/ number of Fingerling	Net /Head Net	feed	Medicines	Fertilizer	Lime			
200 square meter pond(unit)	3.00	0.1800/2000 @9 per fingerling	0.12	0.94	0.04	0.009	0.003	4.292	1.292	Carp/ pangass
100 square meter pond(unit)	1.50	0.0900/1000 @ 9.00 per fingerling	0.06	0.47	0.02	0.00450	0.00150	2.146	0.646	Carp/ pangass
50 square meter pond(unit)	0.75	0.0450/500 @9.00 per fingerling	0.03	0.235 0	0.01	0.00225	0.00075	1.073	0.323	Carp/ pangass
50 square meter raceway unit	3.00	2000 @ 5.5 per fingerling	0.03	2.50	0.10	0.10	0.10	5.83	2.83	trout


SILK INSPECTOR
BAGESHWAR


SENIOR FISHERIES INSPECTOR
BAGESHWAR


DHO
BAGESHWAR



CVO
BAGESHWAR


EDM
BAGESHWAR


DDM
BAGESHWAR


CAO
BAGESHWAR


CDO
BAGESHWAR


DMR
BAGESHWAR